

NEXT POSITION





NO PHOTOS

911/09



804/10



EXPLORING CONTEMPORARY
CREATIVITY, PRESENTING NEW
EUROPEAN YOUNG ARTISTS

THE SPACE OF THE IMAGINATION

PAINTINGS, SCULPTURES, VIDEO
INSTALLATIONS, CONCEPTUAL
GRAFFITI ART, MAXIMALISM



906/09

903/09

800/10




916/09






AUDIO GUIDE

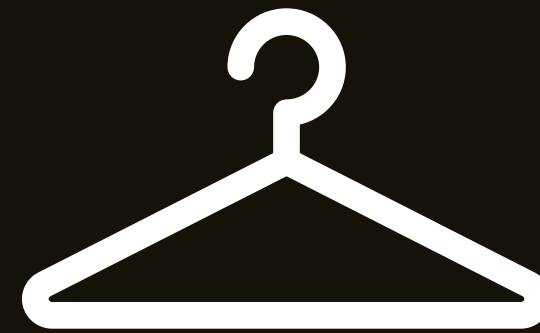






908/09


907/09



CLOACKROOM







BOOKSHOP





A black and white photograph showing a mannequin lying on a wooden floor. The mannequin is positioned on its back, with its legs raised and arms extended. The floor is made of dark wooden planks. To the left of the mannequin, there are several pieces of clothing and accessories, including a long, shimmering dress, a pair of high-heeled shoes, and a small circular object with a tag that says "2F". The overall scene suggests a fashion store or a workshop.

BODYGALLERY

WOMAN

STANDARD DIMENSIONS (CM): Height 186 / Width 55 / Depth 40 / Neck 30 / Bust 82 / Waist 60 / Hips 87 / Size 38-40 / Shoes 38 / Heel height 10.
SPECIAL DIMENSIONS (CM): 919/O9 > Width 65 - 906/O9 > Width 90 - 903/O9 > Width 80 - 904/O9 > Width 50 - 907/O9 > Height 140 / Width 50
912/O9 > Width 140 - 909/O9 > Height 160 / Width 50 - 908/O9 > Width 65. All dimensions are approximate.



900/O9

901/O9

919/O9

906/O9

903/O9

904/O9

918/O9

907/O9

912/O9

909/O9

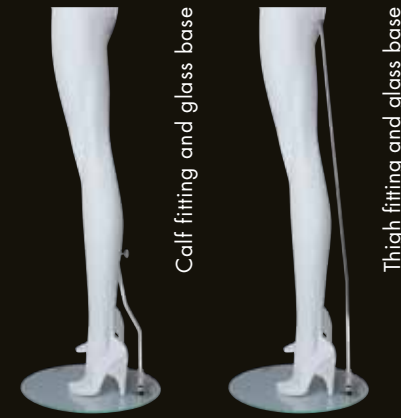
908/O9

WOMAN

STANDARD DIMENSIONS (CM): Height 186 / Width 55 / Depth 40 / Neck 30 / Bust 82 / Waist 60 / Hips 87 / Size 38-40 / Shoes 38 / Heel height 10.
SPECIAL DIMENSIONS (CM): 917/O9 > Width 70 - 916/O9 > Width 110 - 922/O9 > Width 140 - 915/O9 > Width 110 - 913/O9 > Width 80
910/O9 > Height 80 / Width 120 / Depth 50 - 911/O9 > Width 45 - 905/O9 > Width 90 - 914/O9 > Height 130 / Width 130. All dimensions are approximate.

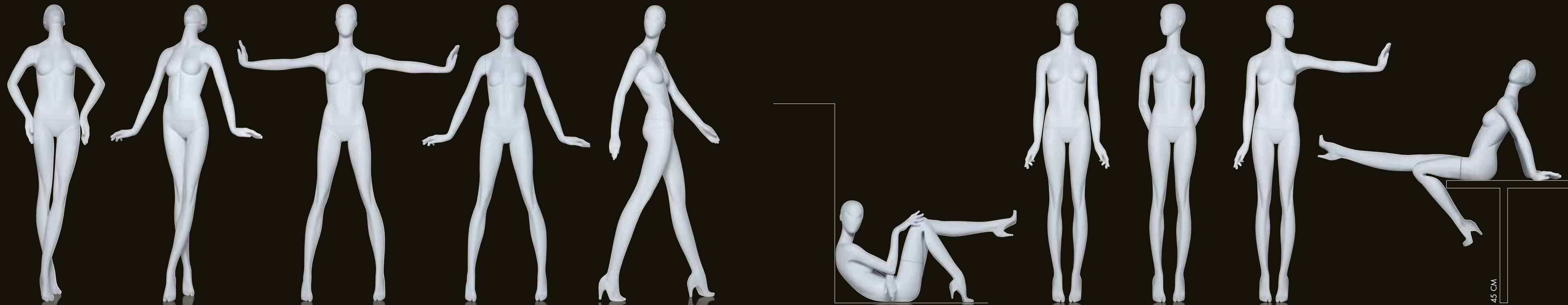


Removable heel



Calf fitting and glass base

Thigh fitting and glass base



917/O9

916/O9

922/O9

915/O9

913/O9

910/O9

902/O9

911/O9

905/O9

914/O9

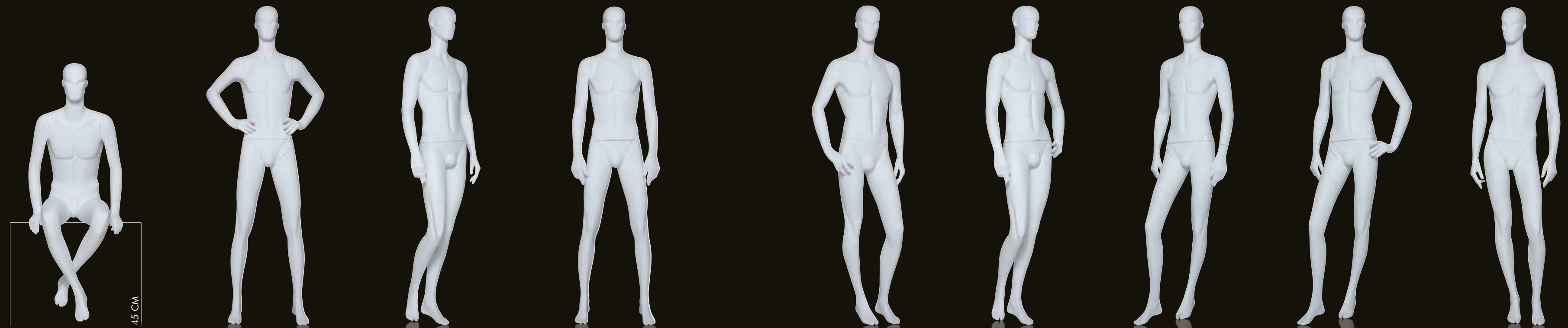
45 CM

MAN

STANDARD DIMENSIONS (CM): Height 188 / Width 60 / Depth 40 / Neck 36 / Chest 95 / Waist 80 / Size 46-48 / Shoes 43.
SPECIAL DIMENSIONS (CM): 802/10 > Height 145 / Depth 55 - 805/10 > Width 75 - 806/10 > Width 65 - 807/10 > Width 65
809/10 > Width 65. All dimensions are approximate.



Calf fitting and glass base



802/10

805/10

803/10

804/10

806/10

807/10

808/10

809/10

800/10